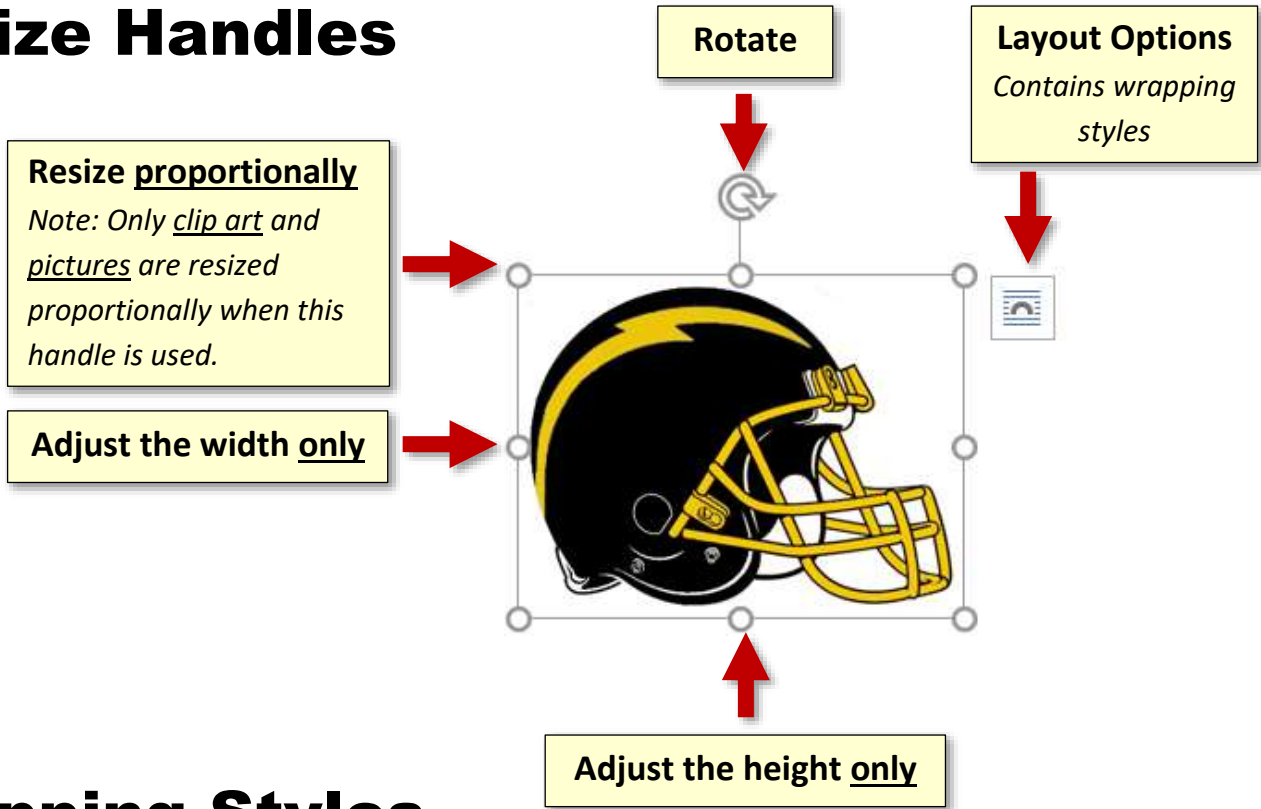









Resize Handles



Wrapping Styles

 In Line with Text	The object is “inside” of the text. Makes it hard to move the object around. This is the default wrapping style for pictures and clip art.
 Square	Makes the text “wrap around” or “hug” the object.
 Tight	
 Through	
 Top and Bottom	Puts the object on its “own line”.
 Behind Text	Puts the object <u>behind</u> the text. Makes it easy to move the object around the document, but can make it hard to select the object.
 In Front of Text	Puts the object on <u>top</u> of the text. Makes it easy to move the object around the document.